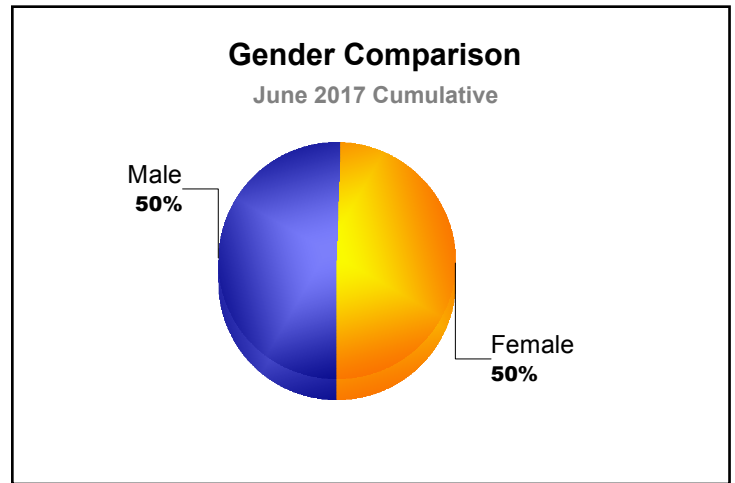
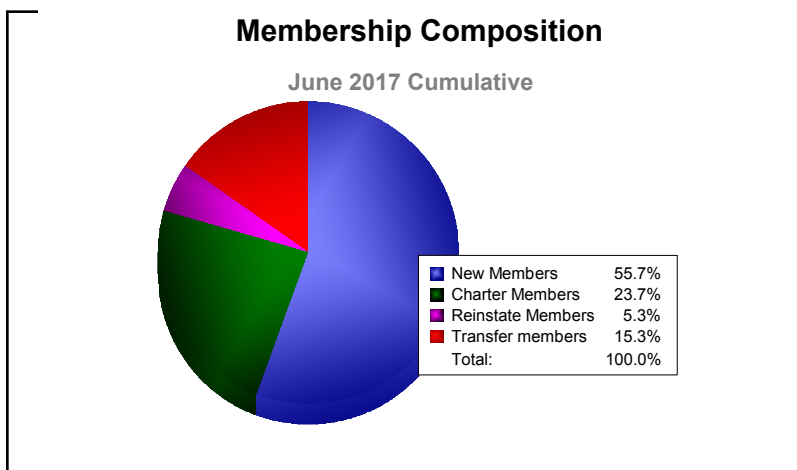
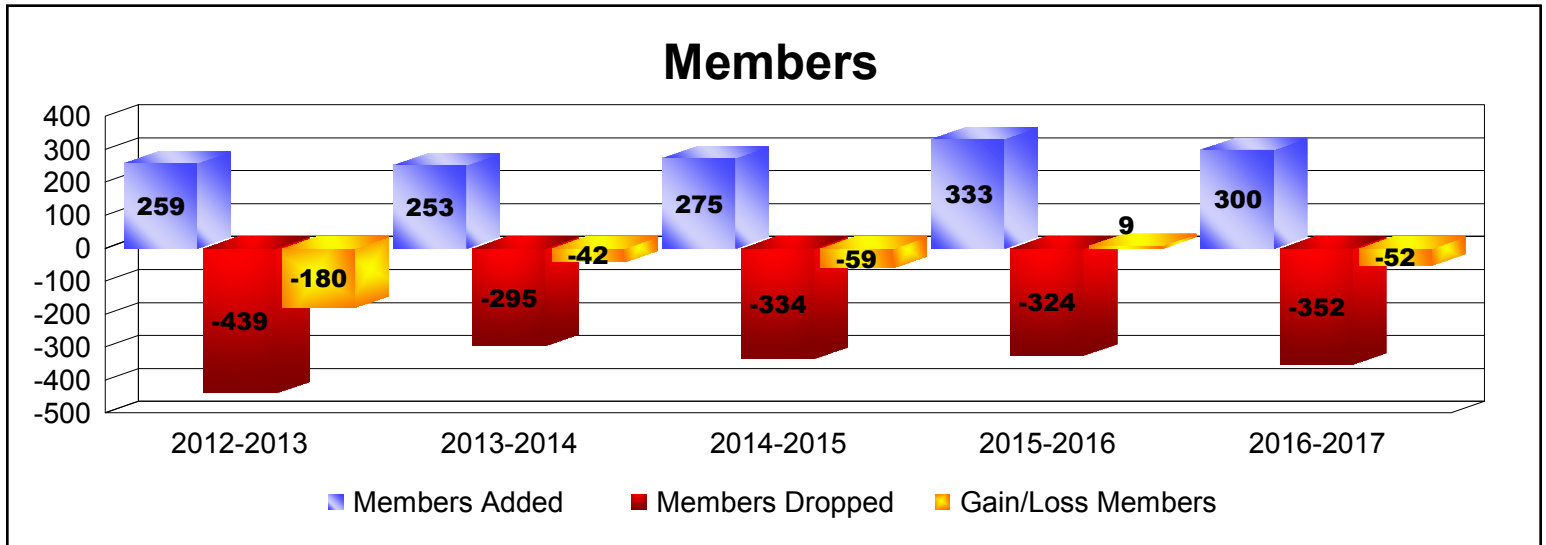
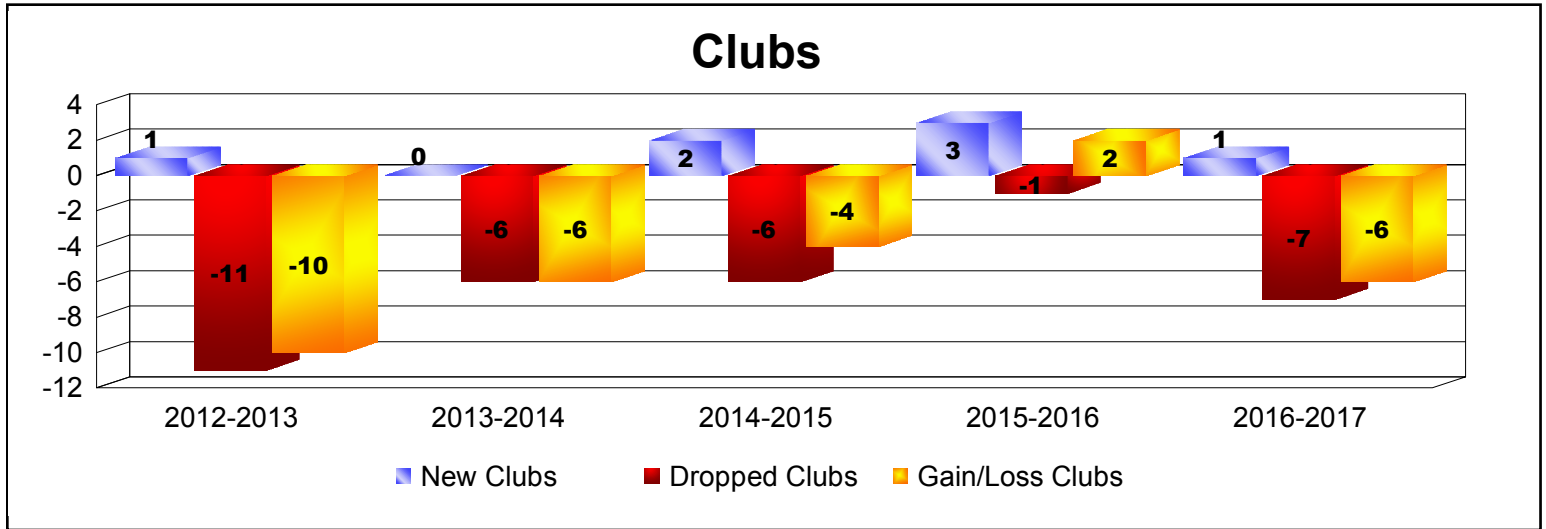


Year	New Clubs	Dropped Clubs	Gain/ Loss Clubs	New Members	Charter Members	Reinstate Members	Transfer Members	Total Member Added	Total Members Dropped	Gain/ Loss Members
2012-2013	1	-11	-10	206	33	5	15	259	-439	-180
2013-2014	0	-6	-6	213	8	14	18	253	-295	-42
2014-2015	2	-6	-4	163	57	17	38	275	-334	-59
2015-2016	3	-1	2	201	83	24	25	333	-324	9
2016-2017	1	-7	-6	167	71	16	46	300	-352	-52
Average	1	-6	-5	190	50	15	28	284	-349	-65



Year	New Clubs	Dropped Clubs	Gain/ Loss Clubs	New Members	Charter Members	Reinstate Members	Transfer Members	Total Member Added	Total Members Dropped	Gain/ Loss Members
2012-2013	0	0	0	1	0	0	0	1	-7	-6
2013-2014	1	0	1	25	21	0	0	46	-15	31
2014-2015	1	0	1	9	24	1	0	34	-31	3
2015-2016	0	0	0	8	0	0	0	8	-16	-8
2016-2017	0	-1	-1	6	0	0	0	6	-11	-5
Average	0	0	0	10	9	0	0	19	-16	3

